


Name _____

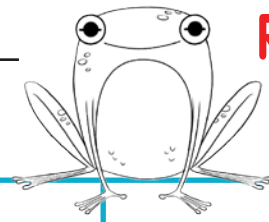


At the Lake • Level aa • 1

Skill: Classify Information

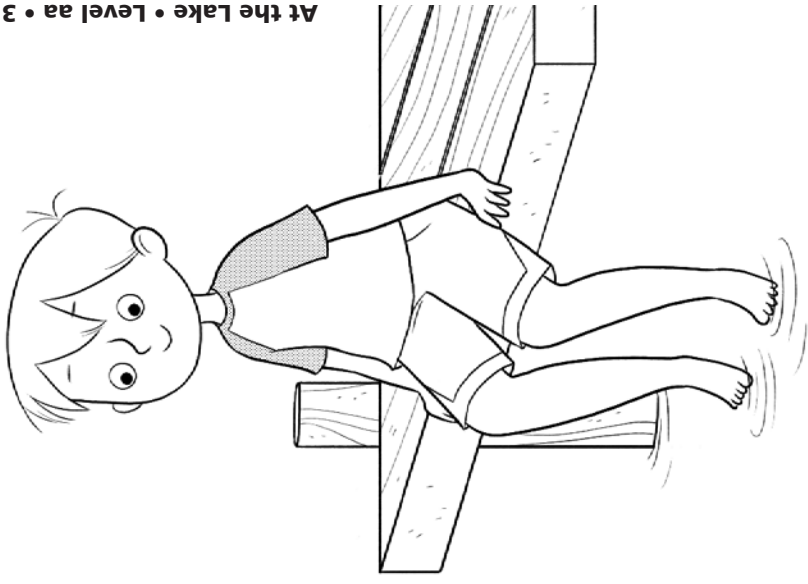
Instructions: Name each picture with students. Then, have them cut apart the pictures and sort them into groups. Ask students to explain how they sorted the pictures.

Name _____



sock	pick	clock	rock
dock	duck	lock	dot
knock	sick	block	tock
shock	tick	mock	top

Instructions: Read each word aloud with students. Have students circle each word that belongs in the *-ock* word family.



Name _____

① The swimsuit is red _____

② I sit on the dock _____

③ The fish is big _____

④ I like to swing from the tree _____

⑤ The lake is fun _____



My Sentence:

Instructions: Read the sentences aloud with students. Have them place a period at the end of each sentence. Then, have students write or dictate their own sentence.